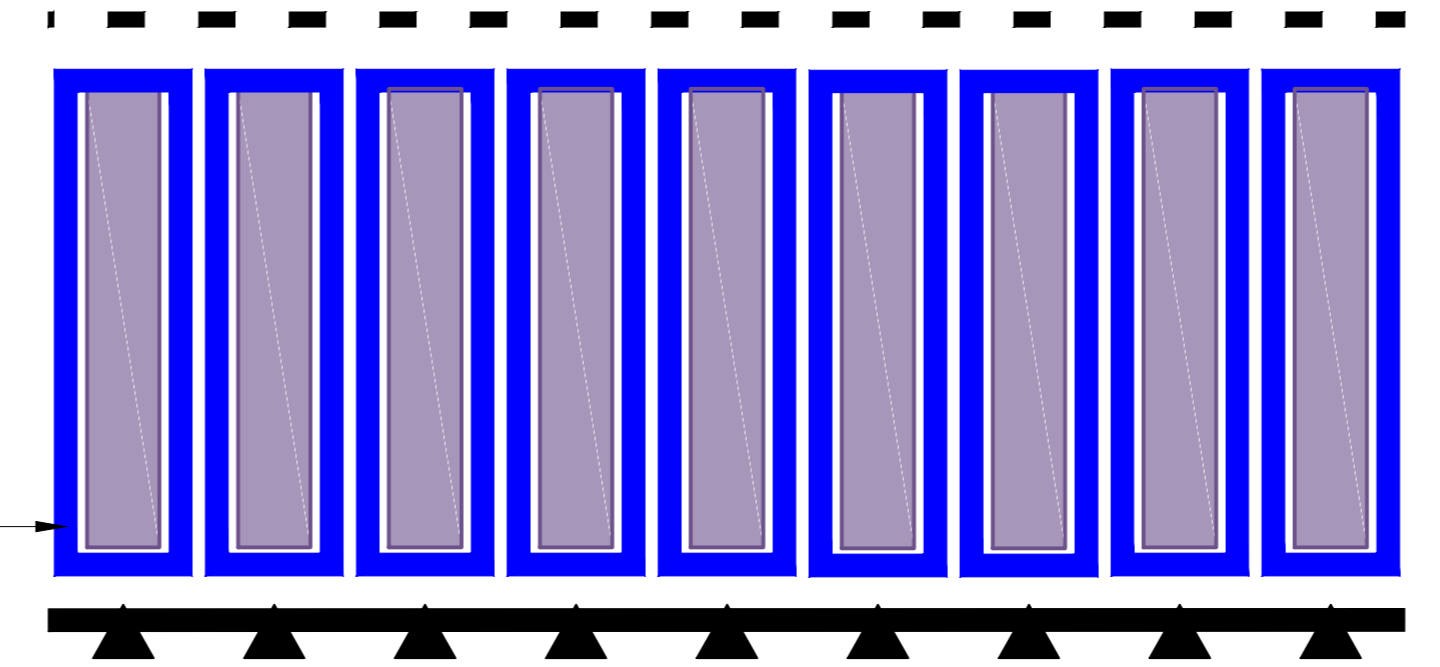
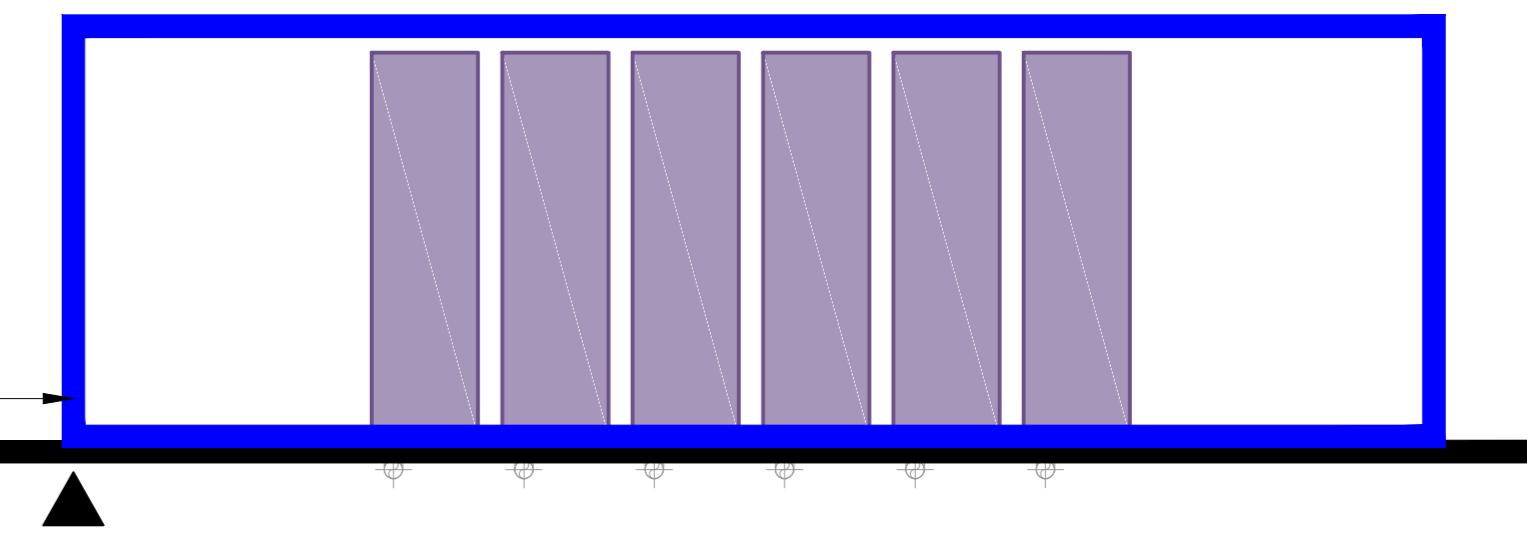


Location of Fuel Storage Tank Below Generator (Belly Tank) one per generator



1 Callout - Building 1 Containerised Generator  
NTS

Location of Fuel Storage Tank Below Generator (Belly Tank) one per generator



2 Callout - Building 2 Internal Generator  
NTS

<b>Building 1</b>
Tank Dimensions- 12m long x 3m wide x 1.2m high
Normally filled volume of fuel- 18,000 Litres

<b>Building 2</b>
Tank Dimensions- 9.6m long x 3.6m wide x 1.626m high
Normally filled volume of fuel- 48,000 Litres

Location of Fuel Storage Tank Below Generator (Belly Tank) one per generator  
Containerised Generators


Outline of Internal Generator Room

Location of Fuel Storage Tank Below Generator (Belly Tank) one per generator

- General Note**
- This drawing has been checked in accordance with Black & White Engineering (BWE) QA drawing procedure.
  - Do not scale from this drawing. All dimensions indicated are in millimeters unless otherwise stated. Values of measurements on site.
  - All part and equipment dimensions are given. The Contractor should show actual, approved plant and equipment sizes.
  - This drawing is to be used in conjunction with all relevant BWE MEP specifications, schedules and standards to provide detail.
  - Any discrepancies between the drawings and other documents should be brought to the attention of the engineer.
  - This drawing is not an installation drawing. It is the Contractor's responsibility to make any completed installation drawings.
  - Fuel safety coordinator subject to relevant design package.
  - Contractor to coordinate the distribution rules with available services and openings in beams structure.
  - The contents of this drawing shall be read in conjunction with the current revisions of other relevant Architectural, Structural, Mechanical and Electrical drawings and all relevant sections of the specifications.

**Legend**

Class 1 full retention separator. (Location on this drawing indicative only). See planning drawing PHW-CA-SP-ZZ-DR-S-001-P00 for further detail including associated interconnecting drainage pipework.



CLIENT NTT Communications Corporation	
PROJECT TITLE NTT Communications Data Centre London East Business and Technical Park Yewtree Avenue, Dagenham RM10 7XS	
DRAWING TITLE Mechanical Services Generator Location Plan Fuel Storage Tank Locations Site Wide	
JOB NO P20010	STATUS For Planning
SCALE AT A0 1:500	DISCIPLINE Mechanical
DRAWING NUMBER PHW_BW_SP_00_DR_M_90_0203	ISSUE 1