

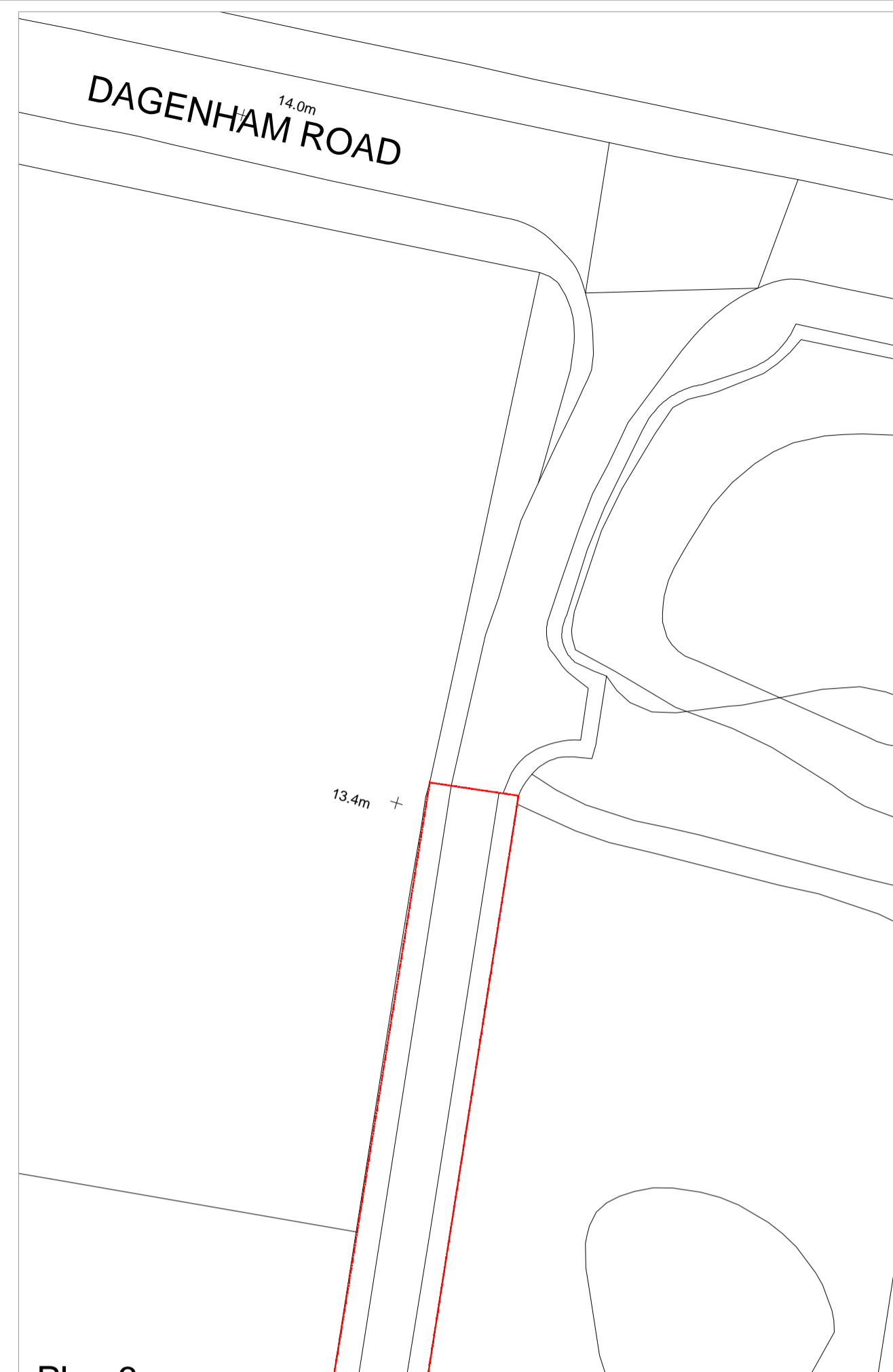
Plan 1

Levels along new kerbline to match existing levels along existing kerbline.

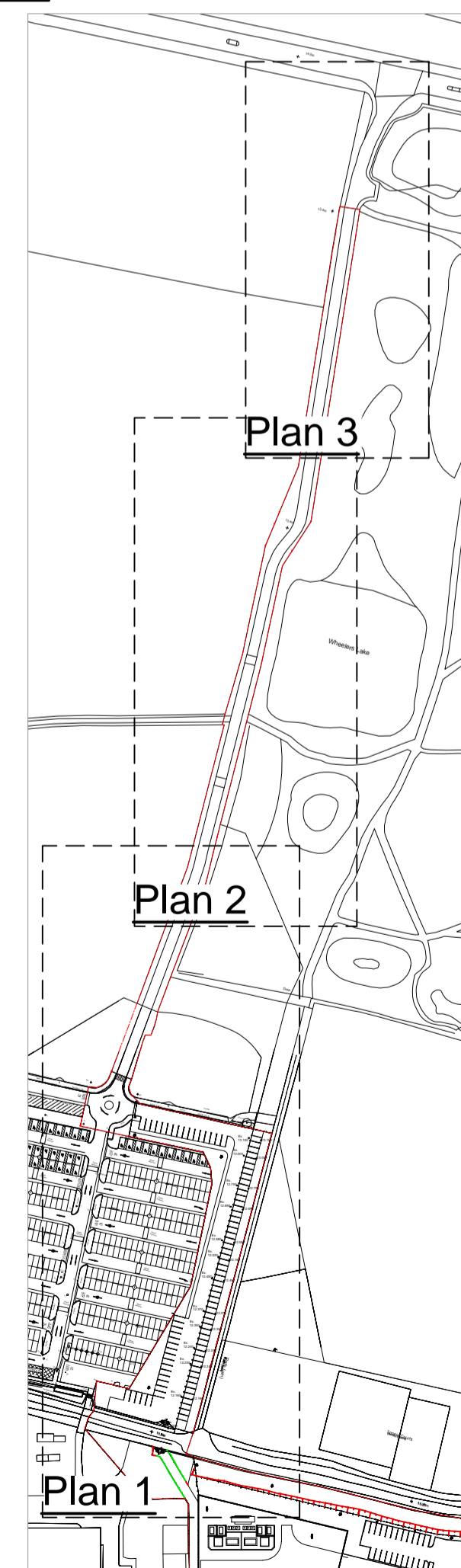
Levels to tie into existing landscaping, 1:3 max.



Plan 2



Plan 3

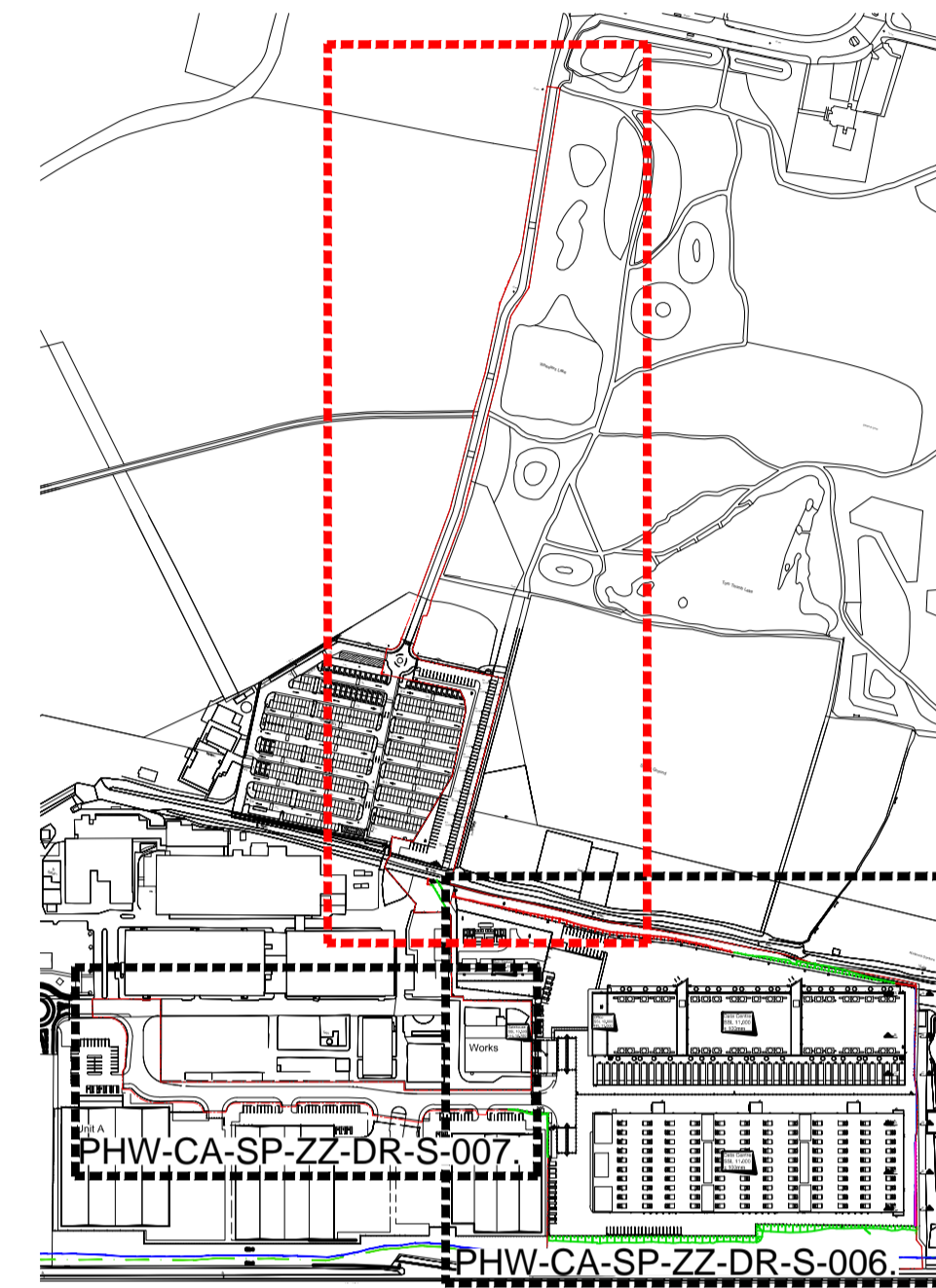


Overall Plan
Scale 1:2500

This drawing is copyright and owned by Capita, and is for use on this site only unless contractually stated otherwise.
DO NOT SCALE this drawing (printed or electronic versions). Contractors must check all dimensions from site.
All other design team elements, where indicated, have been imported from the consultant's drawings and reference should be made to the individual consultant's drawings for exact setting out, size and type of component.
Discrepancies and / or ambiguities within this drawing, between it and information given elsewhere, must be reported immediately to the architect for clarification before proceeding.
All works are to be carried out in accordance with the latest British Standards and Codes of Practice unless specifically directed otherwise in the specification.
All setting out to be in accordance with the Architect's details. (the Architect's drawings to take precedence over any setting out shown on this drawing).

SAFETY, HEALTH AND ENVIRONMENTAL INFORMATION
Refer to the relevant Construction (Design and Management) documentation where applicable.

It is assumed that all works on this drawing will be carried out by a competent contractor, working where appropriate to an approved method statement.



Key Plan

Scale 1:5000

Rev	Date	By	Description	Rev' check
P02	29.03.18	NDH	Drawing updated in line with latest architect layout drawing PHW-ARC-SP-ZZ-DR-A-0002 C.	JDW
T00	13.03.18	BMG	Tender issue.	JDW
P01	20.02.18	NDH	Drawing updated in line with latest architect layout.	JDW

Drawing status
PRELIMINARY

Client
NTT COMMUNICATIONS CORPORATION

Project
NTT COMMUNICATIONS CORPORATION DATA CENTRE

Drawing
PROPOSED TOPOGRAPHY SHEET 3 OF 3

Scale @ A1	Drawn	Checked
1:500	NDH	JDW
Project No.	Date	Office
CS/094261	Jan 2018	WATFORD

Drawing Identifier	origin	zone	level	file type	role	number	revision
PHW	-CA-SP-	ZZ	-DR-S-	008	-P02		

CAPITA

Property and infrastructure
Consulting Civil, Structural and Geo-environmental Engineers

London
Tel: No: (+44) 0 20 7870 9300
Manchester
Tel: No: (+44) 0 161 486 1521
Bristol
Tel: No: (+44) 0 1275 840331
www.capita.co.uk/property
Reg. office 71 Victoria Street, Westminster, London SW1H 0XA • No. 2018542