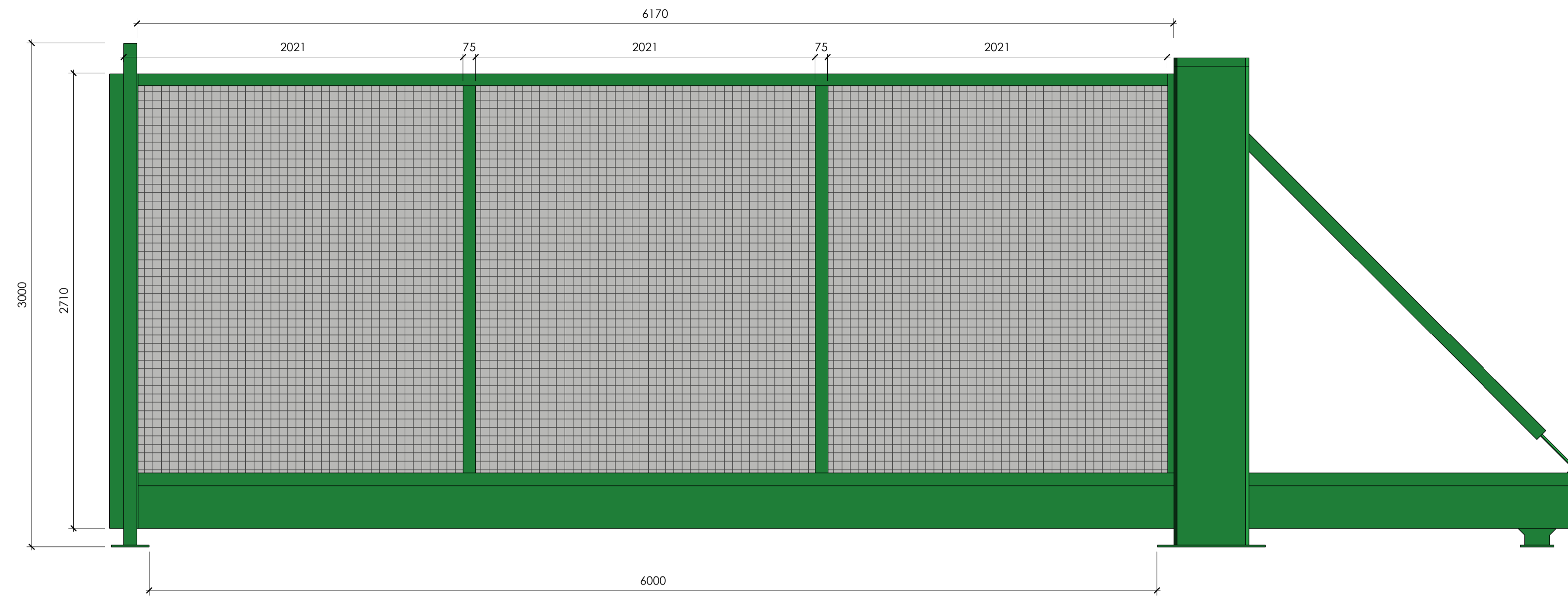



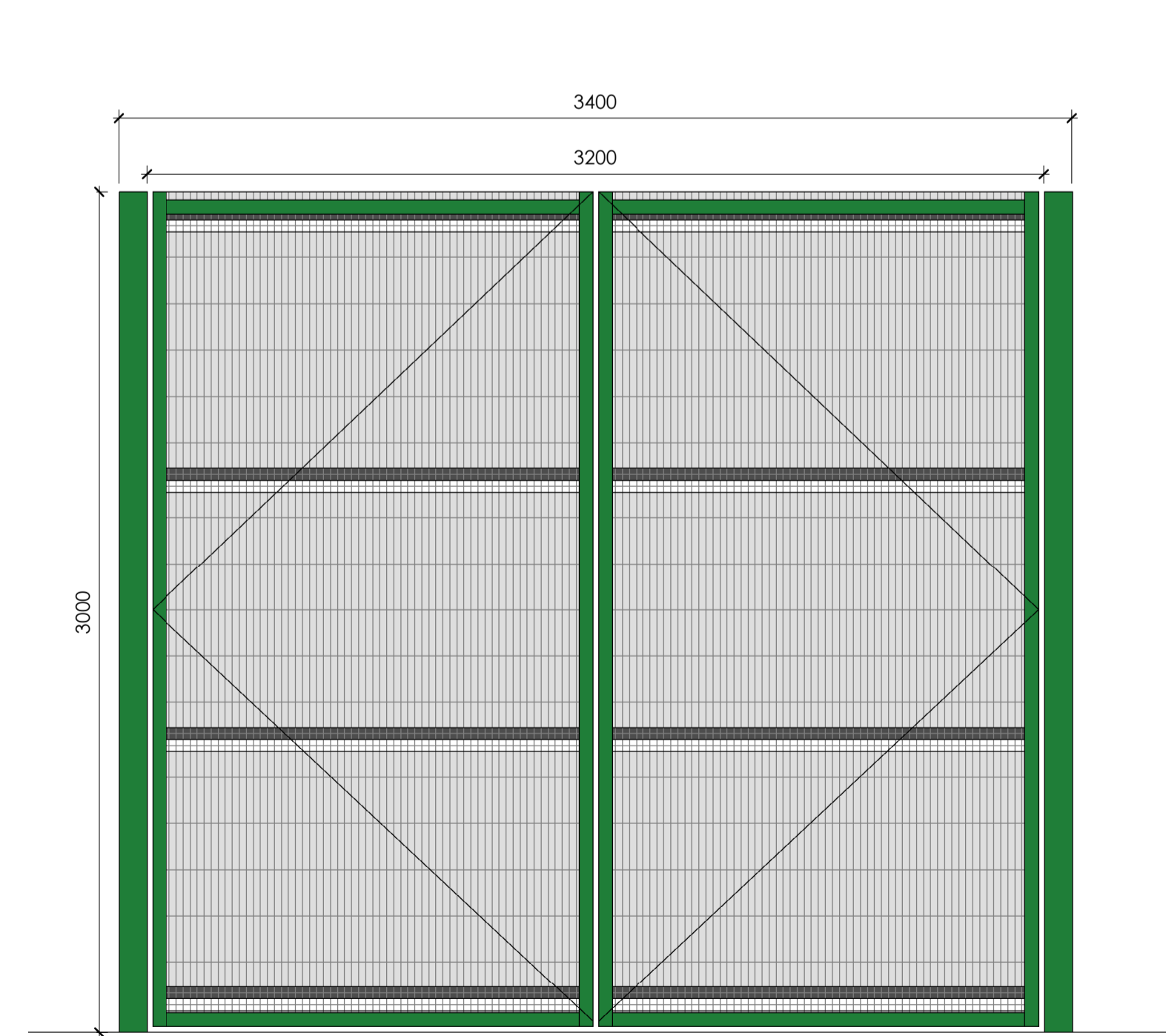
NOTES:
 1. All rights reserved. All drawings and written material appearing herein constitute original and unpublished works of ARCMC Limited may not be duplicated, used or disclosed without written consent.
 2. All dimensions shown are in millimetres.
 3. This drawing shall be read in conjunction with all Specifications and schedules.
 4. All dimensions shall be checked by Contractor prior to any works commencing on site.
 5. The contractor shall fully comply with all relevant British standards, regulations, standard codes of practice, methods of working, and good practice.
 6. Dimensions shall not be scaled from the drawing and the contractor shall be responsible for obtaining all dimensions and levels on site for the actual setting out of the works.



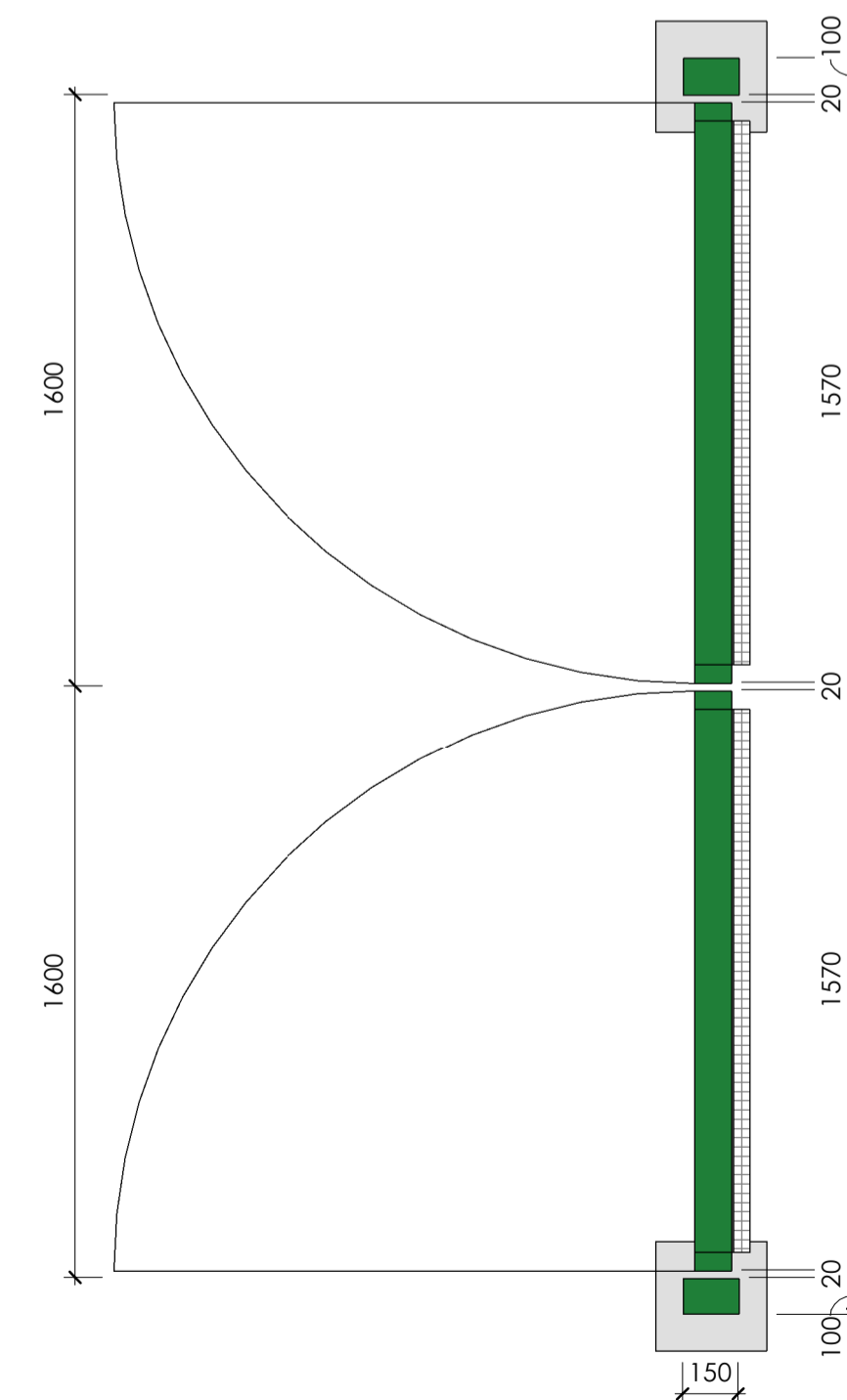
1 Emergency Access Sliding Gate Elevation
 1 : 20



2 Emergency Access Sliding Gate Plan
 1 : 20



3 UKPN and Emergency Access Gates Elevation
 1 : 20



4 UKPN and Emergency Access Gate Plan
 1 : 20

- Notes:
- Each of the gates should be 358 'extra high security' 358 Welded mesh panels constructed of 4mm wire strands with 75mm horizontal spacing and 13 mm vertical spacing.
 - Swing gates are operated manually and should have captive hinges as standard.
 - Sliding gate to be operated manually.
 - Gate posts and frames to be RAL 6002 Leaf Green.

| | | | |
|------|------------|---------------------|---------|
| A | 11/02/2019 | ISSUED FOR PLANNING | MJB/MS |
| # | 08/02/2019 | ISSUED FOR PLANNING | MJB/MS |
| REV. | DATE | ISSUE | BY / CH |

FOR PLANNING
ARCMC
 MISSION CRITICAL
 140-142 St John Street, London EC1V 4UB T 020 34112571
 REGISTERED IN ENGLAND: COMPANY REG. NO. 7083299

CLIENT:

PROJECT: NIT COMMUNICATIONS CORPORATION
 LONDON EAST BUSINESS AND TECHNICAL PARK,
 YEW TREE AVENUE, DAGENHAM,
 RAVENHAM

PROJECT NO: 5109.00
 DESCRIPTION: Emergency Services and UKPN
 Gates

SCALE: As indicated @ A1
 DRAWING No: PHW-ARC-SP-ZZ-DR-A-0202 A
 REVISION:

